



# Top Tipps aus dem Support von IBM zur Informix Datenbank

Dr. Elisabeth Bach  
IBM

## Contents

- ▶ Tips from Support
- ▶ A few new onstats
- ▶ IDS and Windows
- ▶ Roadmap





# Tips from Support

## Performance PMRs: Stories from support

- ▶ It was on one Monday morning.....
- ▶ Everything is slow
- ▶ We need to fix it IMMEDIAETLY

What has happened?

What was changed?

What is bad now?



## So what to do?

- ▶ Find out what has happened
- ▶ Check cpu/memory/disk
- ▶ Check what threads are doing
  - Onstat -g stk
  - Get stacks from running threads
- ▶ Check the online.log



## Rules of thumb

You cannot extrapolate from one measurement.  
Always repeat a few times

Where there is a persistent queue, there is likely a  
bottleneck.

Look at the `online.log`

Stick to your processes, especially during times of stress



## DONTDRAINPOOLS

- ▶ Environment variable
  - Set DONTDRAINPOOL=1
  - Read during initialization
- ▶ Writes a message the online.log
  - `Server is disabling pools draining`
- ▶ Sessions might use more memory as before



## Snooping at your system

### ▶ System information

- cpu usage
- Memory usage
- disk usage

### ▶ Onstats

- `onstat -g glo`
- `onstat -g rea`
- `onstat -g act`

### ▶ what else is dependent on your system

**BASELINE INFO IS ESSENTIAL FOR  
PERFORMANCE TUNING**





## What is my application doing?

- ▶ Application development and DBA are different jobs
- ▶ Applications might be developed using tools that don't tell you the queries they are using
- ▶ What to do when the users are complaining?

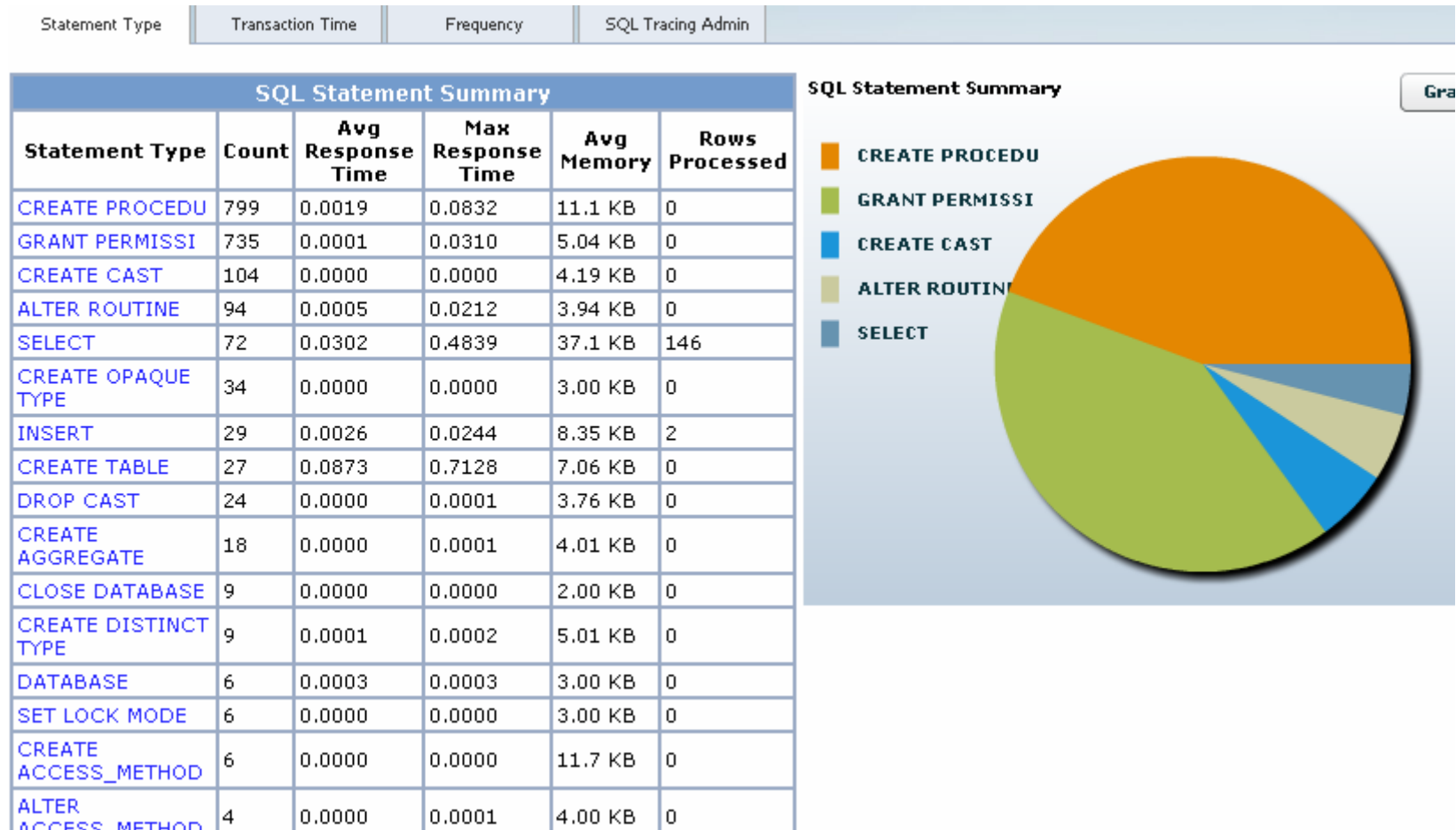


## SQL Tracing before 11.10

- ▶ **Methods for examination**
  - Set explain
  - Looking at database objects accessed by the SQL for inefficiency
  
- ▶ Lack of simplicity in the process
  
- ▶ Hard to build a repeatable process



# SQLtrace



## SQL Query Drill Down Feature

- ▶ Provide consolidated detail information about SQL statements through all layers
- ▶ •Information available through
  - Onstat
  - sysmaster database
  - OpenAdmin Tool for IDS (aka OAT)
- ▶ Dynamically configurable
- ▶ Global and User Tracing modes
- ▶ Find the slowest query with only three clicks of the mouse



## Controlling Query Drill Down

- ▶ SQLTRACE level=low, ntraces=2000,size=1,mode=global
  - ONCONFIG variable SQLTRACELevel =[off,low,med,high]
  - Ntraces=[number of traces]
  - Size=[size of each trace buffer in KB]
  - Mode=[global|user]
  
- ▶ What to trace? (new in 11.50.xC3)
  - SET SQL TRACING USER ADD/REMOVE/LIST/CLEAR user\_name
  - SET SQL TRACING DATABASE- ADD *database\_name*
  - SET SQL SET SQL TRACING SESSION *current\_session\_id*“ ON



## Controlling Query Drill Down

- ▶ Dynamically enable or modify SQL Tracing
  - Trace 2000 SQL statements
  - Trace 1024 bytes of data for each SQL statement

```
execute function task("SET SQL TRACING ON",2000,1);
```
  
- ▶ Turn off SQL Tracing

```
execute function task("SET SQL TRACING OFF");
```
  
- ▶ Suspend/ Resume SQL Tracing
  - Keeps definitions what to Trace

```
execute function task("SET SQL TRACING SUSPEND");  
execute function task("SET SQL TRACING RESUME);
```



## What can you do?

- ▶ Change the application
- ▶ If you can't, check the query plan
- ▶ Check update statistics currency
- ▶ Add additional indexes
- ▶ Use optimizer hints
- ▶ If you can't
  - Consider to use external directives



## Index builds

- ▶ How is an index build
- ▶ How to improve performance?
  - Smaller indexes
    - DS\_NONPDQ\_MEMORY
  - Bigger indexes
    - Tweak sort parameters





## How is an index build?

- ▶ Read through the data
  - Either single or fragmented
- ▶ Sort the data
  - Got either one set or a number of sets
  - Merge the data, if necessary

Do as much in memory as possible



## Index build: DS\_NONPDQ\_MEMORY

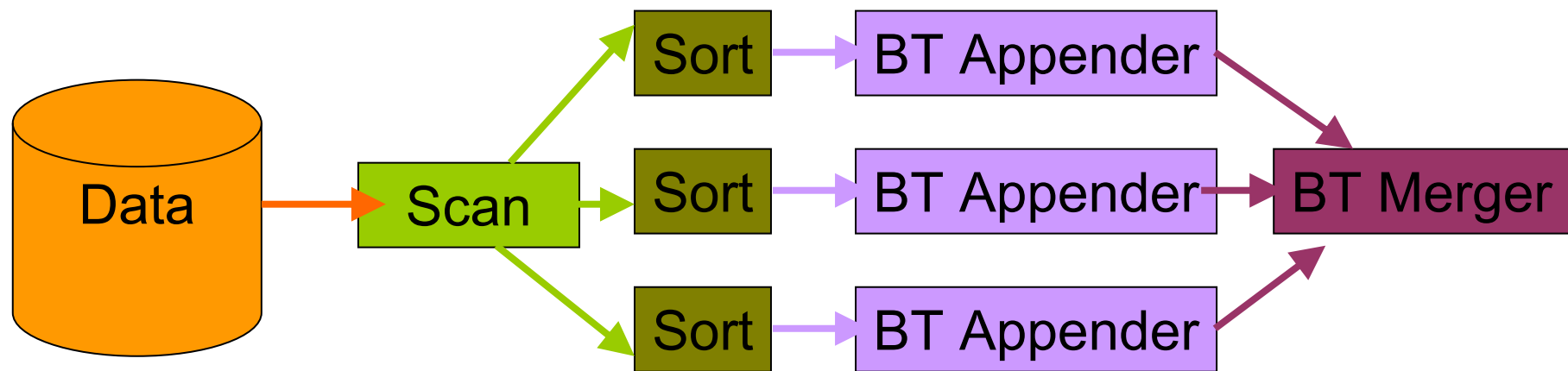
### ▶ Tune DS\_NONPDQ\_QUERY\_MEM

- memory given to sorts without PDQ
- Minimum Value=Default 128KB
- Maximum Value 25% of DS\_TOTAL MEMORY
- Change while instance is online

```
onmode -wf DS_NONPDQ_QUERY_MEM=5000
```



# How is an index build (using PDQ)?



## Large Index builds

- Ideal: sort in memory
- Enable PDQ
  - PDQPRIORITY
  - DS\_TOTAL\_MEMORY
  - DS\_MAX\_QUERIES
- PSORT\_NPROCS



## PDQ and Update statistics

- ▶ create table t1 (c1 int, c2 int, c3 char(20), c4 char(20))
- ▶ add two millions rows
- ▶ Without extra sort memory:
- ▶ table will be scanned 4 times
- ▶ Can be seen in set explain output:

PASS #1 c3

PASS #2 c4

PASS #3 c1

PASS #4 c2

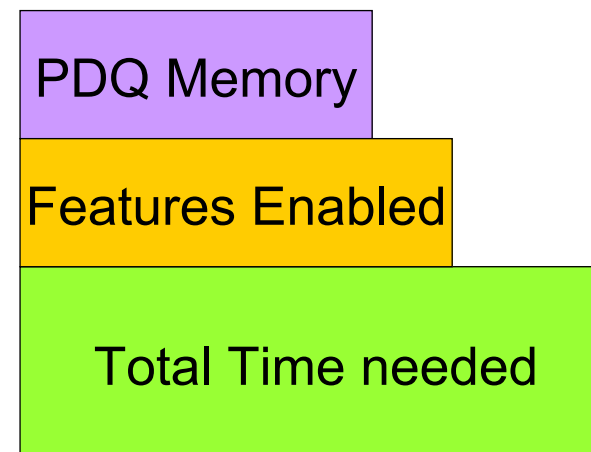


## PDQ with Update Statistics

- PDQ can change the number of table scans needed.
- Use set explain

```

Table:      ebach.t1
Mode:      HIGH
Number of Bins: 267      Bin size  10813
Sort data   166.1 MB
PDQ memory granted 174.4 MB
Estimated number of table scans 1
PASS #1 c1,c2,c3,c4
Light scans enabled
Scan 4 Sort 8 Build 3 Insert 0 Close 0 Total 15
Completed pass 1 in 0 minutes 15 seconds
    
```



## Top Tips

1. Create a simple but tested backup and restore strategy
2. Locking problems: Try “Last Committed” Read
3. DS\_NONPDQ\_QUERY\_MEM
4. DIRECT\_IO or raw devices
5. Make Informix directory a symbolic link
6. Use separate dbspaces (root, log, logs, phys. log, temp, data/index, sysadmin)
7. Stay up to date - New versions are faster - New versions enable new possibilities
8. Consider OAT





# A few new onstats



## onstats

- ▶ New or improved in 11.x
  - Onstat -g cpu
  - Onstat -g ath
  - Onstat -g ckp

You cannot extrapolate from one measurement.  
Always repeat a few times



# Onstat -g cpu

- ▶ New with version 11.10
- ▶ tell you when which thread was scheduled
- ▶ Identify what is currently hanging
- ▶ Use along with onstat -g stk to see what threads are doing/waiting for

IBM Informix Dynamic Server Version 11.10.FC2W1 -- On-Line -- Up 3 days 05:51:27 -- 8649728 Kbytes

Thread CPU Info:

tid	name	vp	Last Run	CPU Time	#schedules	status
4	aio vp 0	36aio*	03/26 17:41:55	491.8493	74091	IO Idle
5	msc vp 0	37msc*	03/26 17:41:59	8544.2635	10100529	IO Idle
6	aio vp 1	38aio*	03/26 17:12:08	5.8684	426	IO Idle
7	main_loop()	13cpu	03/26 17:41:59	244.5516	576872	sleeping secs: 1
8	tlitcpoll	39tli*	03/26 17:41:59	280247.3047	138388591	running
15	flush_sub(0)	13cpu	03/26 17:41:59	121.2926	1401344	sleeping secs:
16	flush_sub(11)	7cpu	03/26 17:41:58	66.5788	1044132	IO Wai
26	kaio	1cpu*	03/26 17:41:59	141010.0865	44337017	running
52	kaio	3cpu*	03/26 17:41:59	135401.9964	40585737	IO Idle
80	kaio	7cpu*	03/26 17:41:59	115871.8548	28019443	running
138	aio vp 4	47aio*	03/23 11:51:36	0.3423	44	IO Idle
139	aio vp 5	48aio*	03/23 11:51:48	0.4359	74	IO Idle
140	aio vp 6	49aio*	03/23 11:52:11	0.7263	80	IO Idle



# Onstat -g ath

- ▶ Now comes with more detailed information
- ▶ No longer simply „sleeping“

IBM Informix Dynamic Server Version 11.10.FC2W1 -- On-Line (CKPT REQ) -- Up 15 days 00:36:28 -- 197632 Kbytes  
Blocked:CKPT

Threads:

tid	tcb	rstcb	prty	status	vp-class	name
2	1113a1ad8	0	1	running	3lio*	lio vp 0
3	1113c1c80	0	1	IO Idle	4pio*	pio vp 0
4	1113e0c80	0	1	running	5aio*	aio vp 0
5	1113ffc80	0	1	IO Idle	6msc*	msc vp 0
6	11142ec80	0	1	IO Idle	7aio*	aio vp 1
7	1113ald28	1111c9028	1	sleeping secs: 1	11cpu	main_loop()
40	1116ca348	1111ce930	1	sleeping forever	1cpu*	dbWorker2
48	111f83b58	1111cc8d0	1	cond wait bp_cond	9cpu	bf_priosweep()
242	11224c028	0	1	IO Idle	18aio*	aio vp 2
336	1126e18e8	1111d19c0	1	cond wait cp	1cpu	sqlxec
338	11505fbf8	1111e6db0	1	IO Wait	9cpu	sqlxec
339	1126c8028	1111e4d50	1	IO Wait	1cpu	sqlxec



# Onstat -g ckp

- ▶ Information about the last 15 checkpoints
- ▶ Check for what is triggering the checkpoint, duration, blocking time and flush rates to get an idea what the system is doing

Interval	Clock		LSN	Total Flush Block #			Critical Sections			Physical Log			Logical Log				
	Time	Trigger		Time	Time	Time	Waits	Ckpt Time	Wait Time	Long Time	# Dirty Buffers	Dskflu /Sec	Total Pages	Avg /Sec	Total Pages	Avg /Sec	
972	15:47:45	CKPTINTVL	1202645:0x1a2c80	18	80.9	54.0	0.0	106	0.9	19.4	26.9	88184	1632	11968	35	17988	53
973	15:47:46	*Backup	1202645:0x1b3fb3	a4	0.5	0.3	0.0	12	0.0	0.5	0.5	4867	4867	4396	79	4403	80
974	15:54:47	CKPTINTVL	1202646:0x251606	4	92.9	87.7	0.0	70	0.6	3.3	4.4	78129	890	28595	85	29965	89
975	15:58:40	CKPTINTVL	1202646:0xc20901	8	21.6	20.6	0.0	25	0.0	0.8	0.9	36483	1768	37922	126	41051	136
976	16:03:55	CKPTINTVL	1202646:0x147920	18	12.3	11.4	0.0	34	0.0	0.5	0.8	39396	3448	33283	102	34913	107
977	16:09:16	CKPTINTVL	1202647:0x209801	8	22.0	21.8	0.0	11	0.0	0.1	0.2	43636	2004	56345	180	53651	171

Max Plog pages/sec	Max Llog pages/sec	Max Dskflush Time	Avg Dskflush pages/sec	Avg Dirty pages/sec	Blocked Time
3207	2222	1741	2611	14	0

Based on the current workload, the physical log might be too small to accommodate the time it takes to flush the buffer pool during checkpoint processing. The server might block transactions during checkpoints. If the server blocks transactions, increase the physical log size to at least 11391264 KB.



## Onstat -g osi

### ► Prints auf Machine Information

IBM Informix Dynamic Server Version 11.50.TC2

Machine Configuration....

OS Name	Windows
OS Release	5.1 Service Pack 2
OS Node Name	RUACH
OS Version	Unknown
OS Machine	x86
Number of processors	1
Number of online processors	1
System memory page size	4096 bytes
System memory	2046 MB
System free memory	733 MB
Number of open files per process	0
shmmax	<< Unsupported >>
shmmin	<< Unsupported >>
shmids	<< Unsupported >>
shmNumSegs	<< Unsupported >>



## Onstat -g ppf

- ▶ onstat -g ppf or sysmaster:sysptprof now tracks how many index deletes and inserts have occurred

- ▶ Example

```
SELECT TRIM(dbsname)||":"||TRIM(tabname) as index_name,  
isreads, iswrites, isrewrites, isdeletes  
FROM sysmaster:sysptprof  
WHERE partnum in  
(SELECT partn FROM dbs:sysfragments WHERE fragtype = 'I');
```

- ▶ Output

```
index_name i:ix1  
isreads 932  
iswrites 990  
isrewrites 0  
isdeletes 1
```





# IDS on Windows

## IDS on Windows: What's New

### ▶ New Platform Support

- Vista / Server 2008
- 64-bit Support
- XP Embedded (planned)

### ▶ New Features

- Multiple Installation Support
- Local System user support
- SHMNOACCESS
- ISM GUI is back
- Debug libraries included

### ▶ Application Development – Visual Studio Add-ins





## SHMNOACCESS - Fighting DLL Hell

### ▶ Problem

- IDS needs contiguous free address space for shared memory segments
- These need to fit around any DLL's loaded by the process
- Utilities which attach to IDS shared memory like onstat, onmode, onbar may load DLL's at different addresses
- In large shared memory configurations on 32-bit Windows this can cause these utilities to fail to attach to shared memory

### ▶ Solution

- Use the **SHMNOACCESS** Onconfig parameter



## SHMNOACCESS Onconfig parameter

- ▶ Used to specify addresses where shared memory segments should not be allocated
- ▶ In IDS 10.00.xC7 and later it worked for 1<sup>st</sup> Virtual segment
- ▶ In 11.50.TC2 and later it works for all segments
- ▶ Takes effect when the database server is shutdown and re-started
- ▶ 1 – 10 address ranges can be specified
  
- ▶ Example:
  - SHMNOACCESS 0x70000000-0x75000000, 0x7A000000-0x80000000



## SHMNOACCESS Example

Consider these Onconfig settings...

```
SHMBASE 0xc000000L
SHMVIRTSIZE 204800
SHMNOACCESS 0x70000000-0x7FFFFFFF
BUFFERPOOL size=4K,buffers=575000,lrus=8,
            lru_min_dirty=50.000000,lru_max_dirty=60.000000
```

```
C:\Program Files\IBM\IBM Informix Dynamic Server\11.50>onstat -g seg
IBM Informix Dynamic Server Version 11.50.TC2      -- On-Line -- Up 00:14:12 -- 2
519104 Kbytes

Segment Summary:
id          key          addr          size          ovhd          class  blkused  blkfree
1381386241  52564801      c0000000     1677721600    10057232     R      408607   993
1381386242  52564802      80000000     901840896     5285440      U      173176   47000
Total:      -             -             2579562496   -             -      581783   47993

(* segment locked in memory)

C:\Program Files\IBM\IBM Informix Dynamic Server\11.50>
```

The Virtual segments starts safely at 2GB rather than in system DLL range



## Windows Performance Tool Kit (WPT)

- ▶ Provided by Microsoft to analyze product performance issues
- ▶ Requires Windows Vista/Server 2008 Kernel
- ▶ Download: <http://www.microsoft.com/whdc/system/sysperf/perftools.mspix>
- ▶ Documentation: <http://msdn.microsoft.com/en-us/library/cc305187.aspx>
- ▶ General flow:
  - Use **xperf.exe** to enable tracing with the Event Tracing for Windows. interface.
  - Perform your set of operations.
  - Use xperf.exe to disable ETW interface. Trace data is saved in an ETL file.
  - Use the performance analyzer tool **xperfview.exe** to process and view ETLTrace files
- ▶ The ETL trace files can be copied to a different machine for analysis. All of the information required for performance analysis is saved in the ETL trace file.
- ▶ Interesting features in WPT: Symbol Decoding, Sample Profiling and Capturing Call-stacks on Kernel Events



## WPT – Example - oninit.exe/oninit.pdb

- ▶ If IDS 11.50 is installed and running in C:\IDS1150\
  - ▶ Make sure you have the correct **oninit.pdb** for oninit.exe in %INFORMIXDIR%\bin
    - Win64 – oninit.pdb is installed with the product
    - Win32 – oninit.pdb is supplied with the install media
  - ▶ Set **\_NT\_SYMCACHE\_PATH** and **\_NT\_SYMBOL\_PATH**
    - SET \_NT\_SYMCACHE\_PATH=  
%SystemDrive%\SymCache
    - SET \_NT\_SYMBOL\_PATH=  
srv\*%SystemDrive%\Symbols\*http://msdl.microsoft.com/download/symbols;C:\IDS1150\bin



## WPT – Example (Continued)

- ▶ Step #1: Start trace
  - **xperf -on latency -stackwalk Profile**
- ▶ Step #2: Run your test for performance analysis
- ▶ Step #3: Collect & stop trace
  - **xperf -d trace.etl**
  - By default, collects the trace information for all processes in the system
- ▶ Step #4: View trace (Windows Performance Analyzer)
  - **xperfview trace.etl**
  - GUI interface is easy to understand and use
  - Select the CPU time window and filter it for your process



# WPT – Sample output

oninit.11.50.TC1.etl - [17.307798793 s - 327.968119517 s] - 310.660320724 s - Windows Performance Analyzer

Line	Process	Module	Function	Weight	% Weight	Count	TimeStamp
1	oninit.exe (3004)			587812.751902	94.61	587796	
2		oninit.exe		558564.863905	89.90	558548	
3			buffget	19163.846514	3.08	19163	
4			mt_test_primitive_lock	17371.953852	2.80	17371	
5			runproc	17049.588914	2.74	17049	
6			lkmanagex	16114.431633	2.59	16114	
7			readidx_old	14758.075627	2.38	14758	
8			mt_release_primitive_lock	12711.515863	2.05	12711	
9			getvardata	11548.281120	1.86	11548	
10			buffcheck	9476.694929	1.53	9476	
11			new_eval	9168.235129	1.48	9168	
12			memcpy	9149.500315	1.47	9149	
13			bycmpr	8769.381225	1.41	8769	
14			isenter	8159.312943	1.31	8159	
15			btfind	8038.239206	1.29	8038	
16			bycopy	7661.157217	1.23	7661	
17			setvardata	7059.167892	1.14	7059	
18			closecb	6538.223133	1.05	6538	
19			loadkey	5298.008812	0.85	5298	
20			scan_next	5260.022692	0.85	5260	
21			gettupl	5187.993192	0.83	5188	
22			buffput	5018.079126	0.81	5018	
23			log_put	4815.182102	0.77	4815	
24			bf_attach	4714.141813	0.76	4714	
25			ip_evalassg2	4693.139153	0.76	4693	
26			memset	4590.182803	0.74	4590	
27			rsreadidx	4459.027344	0.72	4459	
28			rsread	4187.055313	0.67	4187	
29			geval	4011.050854	0.65	4011	
30			lkitem	3914.021719	0.63	3914	
31			btsearch	3866.058378	0.62	3866	
32			_chkstk	3829.060964	0.62	3829	
33			bf_detach	3751.101892	0.60	3751	
34			nextrange	3667.056588	0.59	3667	
35			chkrowcons	3520.097129	0.57	3520	
36			excommand	3452.139041	0.56	3452	
37			lkaloc	3435.183768	0.55	3435	
38			crd2current	3224.057212	0.52	3224	
39			ip_scurnext	3170.057999	0.51	3170	
40			ptmapx	3158.066460	0.51	3158	
41			ip_evalsexpr	3076.089026	0.50	3076	
42			lkprofila	3009.091964	0.48	3009	

Total CPU Usage (Non-Idle) - 96.00%





# Roadmap Info



# Upgrading IDS and the Product Life Cycle

- ▶ In order to guarantee continued feature enhancements and functionality improvements, Development needs to focus on the latest key code streams
- ▶ Clients on Subscription & Support can upgrade for free\* from IDS 9.x or 10.x to IDS 11.50
- ▶ IDS 7 clients must purchase a “trade-up” license top upgrade

IDS Version	EOM	EOS
7.31	Sept 2008	Sept 2009
9.40	Apr 2008	Apr 2009
10.00	Sept 2009	Sept 2010
11.10	Sept 2009	Sept 2012



# Product Roadmap

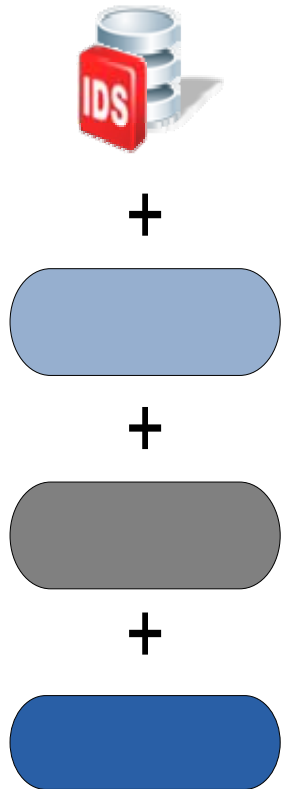
Product	Q1 2009	Q2 2009	Q3 2009	
10 fixpack	10.00.xC10		10.00.xC11	
11.10 fixpacks				11.10.xC4
11.50 fixpacks	11.50.xC4	11.50.xC5	11.50.xC6	11.50.xC7
10 PIDs	10.00.xC10W1	10.00.xC10W2	10.00.xC11W1	10.00.xC11W2
11.10 PIDs	11.10.xC3W1	11.10.xC3W2	11.10.xC3W3	11.10.xC3W4
11.50 PIDs	11.50.xC3W2	11.50.xC4W1	11.50.xC5W1	11.50.xC6W1
	11.50.xC3W3	11.50.xC4W2	11.50.xC5W2	11.50.xC6W2
OAT	OAT		OAT	OAT
vNext	vNext Release Work – Target GA Mid 2010			



# Best Thing Since Sliced Bread *... as Easy as a Toaster*



# IDS 11 virtualization to simplify a complex world



## Optimize your IT investments, infrastructure and resources

### Investments

- Reduce power, cooling and real-estate expenses
- Reduce hardware expenses through consolidation and improved utilization

### Infrastructure

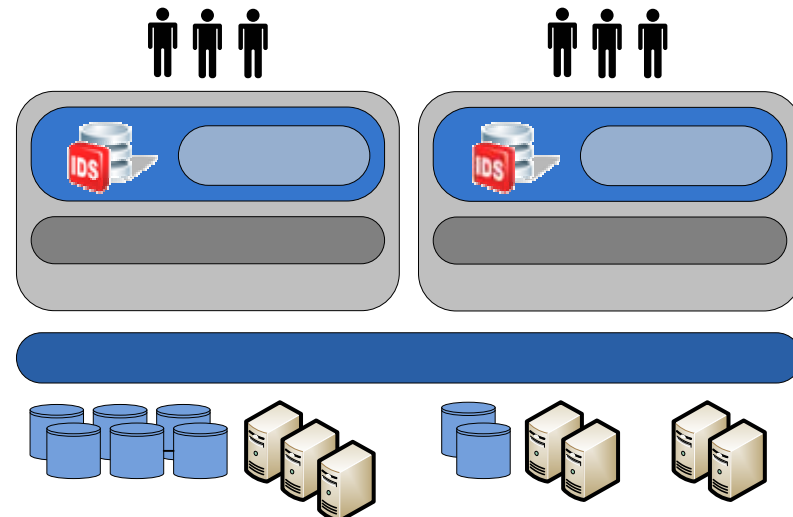
- Simplify server configuration and deployment
- Instant High Availability and Scalability
- Enhance manageability and responsiveness
- Improve server utilization and control
- Improve desktop management and administration

### Resources

- Improve IT professional productivity
- Reduce software and maintenance complexity

## Available now:

- Developer Edition virtual appliance image for exploration and development
- Offer through ISVs and OEM partners
- Repackaging Guide
- Partner and ISV Assistance



# Informix Technical Roadmap

Unlocking the Business Value of Information  
for Competitive Advantage



## IDS 9.3

- Updatable table statistics
- Improved logging algorithm
- Customer control over query plans used

## IDS 9.4

### Scale with no limits

- Max DB size increased From 4TB to 128 Petabytes
- Increased availability with ER and HDR
- Increased replication performance

## IDS 10

### Optimized OLTP Engine

- Query performance improvement
- Online index build
- Multiple page size support for better space utilization
- Enhanced buffer management
- Increased security with column encryption
- Disaster recovery with table level restore

## IDS 11

### Scale-out at lower costs

- Multi-node active cluster for high-availability (MACH) 11 with multiple remote servers and shared disk cluster
- Open source tool for administration, SQL Admin API to embed admin tasks
- Improved checkpoint performance
- Secured data encryption, LBAC, Common Criteria certification
- Enhanced application development for SOA and XML
- Web Feature Service support for geospatial applications

## Vnext\*

### Application Integration

- Preconfigured installs
- Automatic storage provisioning
- Fine-grained Auditing
- Heterogeneous Replication
- In-memory Cache Connect
- Google KML
- External table support
- Performance/Index advisor
- Conversion of ASCII DBs to UTF-8
- Storage Optimization
- Analytics

and more...

2007-2008

**Informix  
Invisible, Agile, Resilient**

\*Features subject to change

2001  
Informix  
acquisition

2003

2005

# Questions







Dr. Elisabeth Bach

IBM  
elisabeth.bach@de.ibm.com